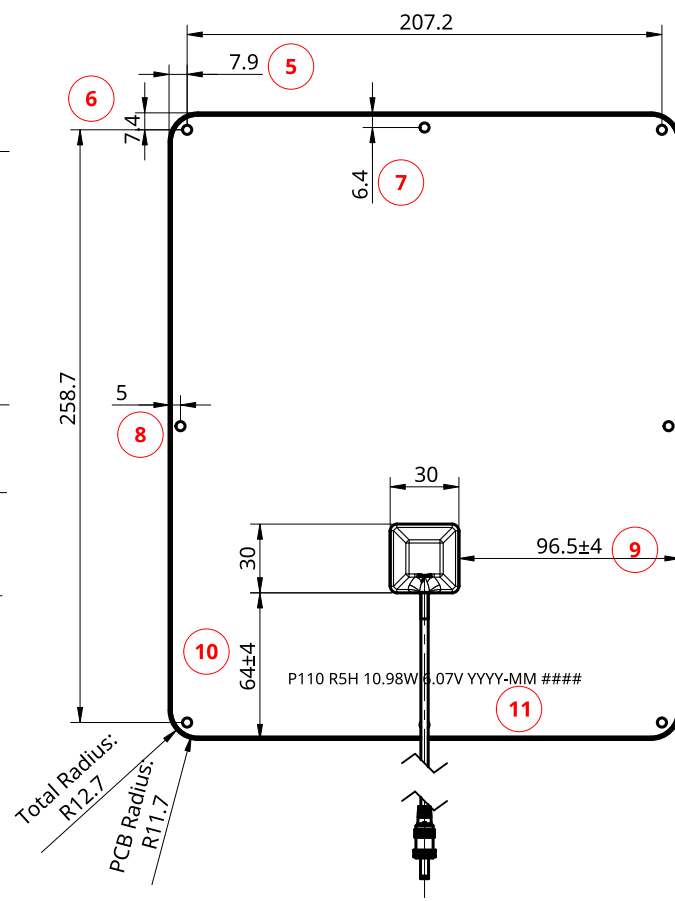
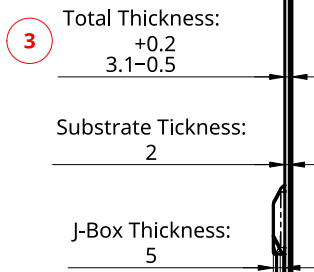


2.6mm MIN <15mm from edge



REMARKS

1. All dimensions to panel edge include EVA overlap unless otherwise specified.
2. "####" etching refers to Voltaic's PO# for traceability



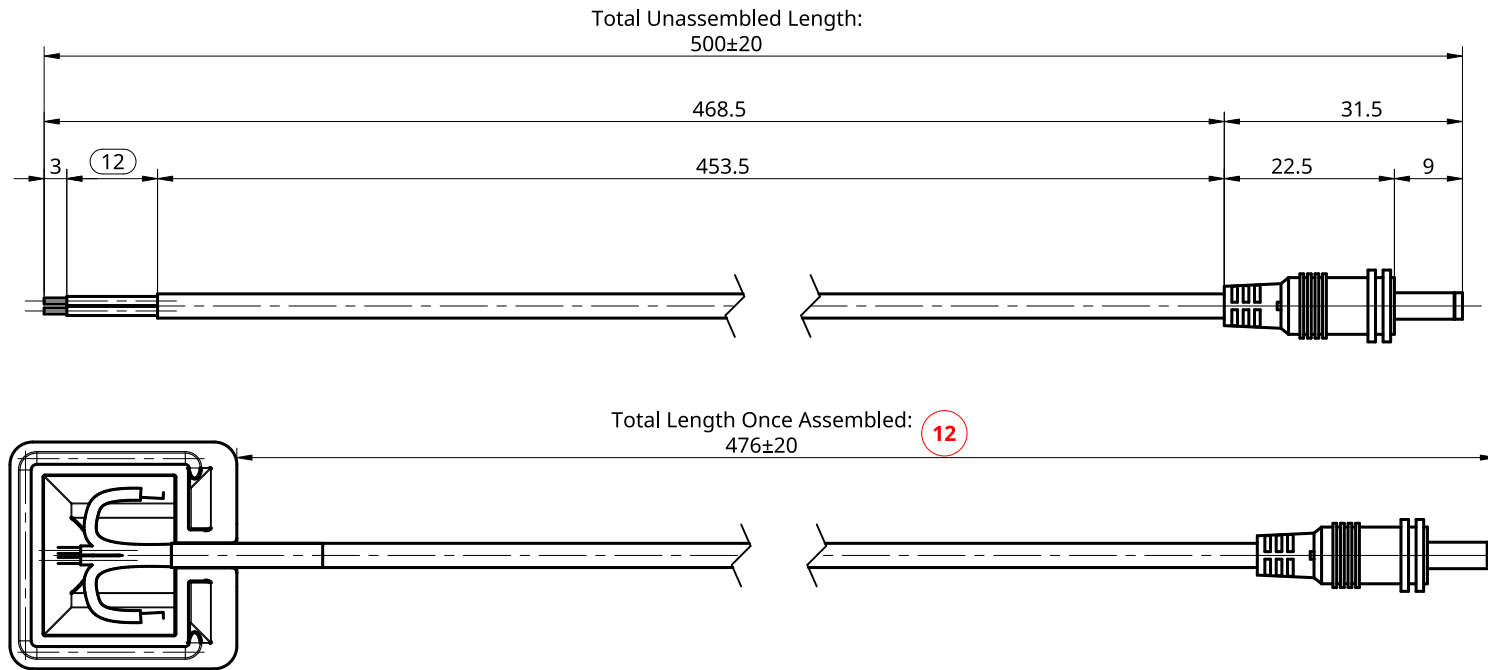
Drawing Details

Construction

Power Specifications

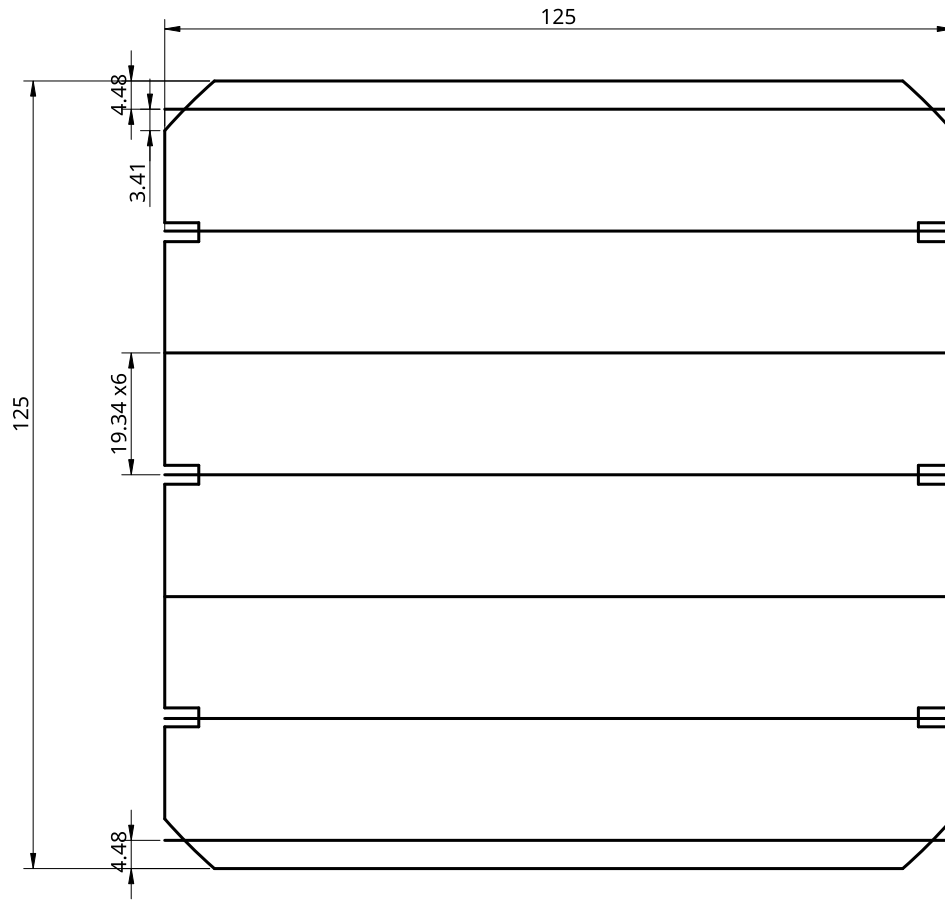
Panel Number	P110	All Materials RoHS Compliant		Output Tolerance: ± 10% of Voltage and Current				
Revision	R5H	Substrate	FR4 (NO CIRCUIT)	Solar Cell: SUNPOWER MAXEON GEN III Ø166 - ME3 AVG				
Engineer	ME	Encapsulant	EVA F806P	Nominal Efficiency: 22.7%±		Cell Pieces		20
Approval		Top Layer	TEFKA ECTFE	Panel Electrical Rating		Nominal	Expected	
Date Created	2021-01-18	Top Layer Pattern	ETFE YH01	Open-Circuit Voltage	Voc	7.09	6.38	V
Date Modified	2023-03-29	Wire Number	W052	Voltage at Max Power	Vp	6.07	5.46	V
Changes	SURFACE FINISH	Measured Wire Length	476	Short-Circuit Current	Isc	1.97	1.82	A
Tolerance: ±0.3 mm	Units: mm	Strain Relief	J-BOX	Current at Max Power	Ip	1.81	1.68	A
Scale: 1:3.3	Sheet: 1/3	Attachment	THROUGH HOLES	Maximum Power	Wp	10.98	9.19	W

This document contains proprietary information and may not be copied or shared without the consent of Voltaic Systems



Drawing Detail		Construction	
Wire Number	W052	All Materials RoHS Compliant	
Revision	R1C	Length	500mm
Engineer	ME	Gauge	22 AWG
Approval	SM 2021-01-12	Connector	M3511
Date Created	2021-01-18	Crimp	N/A
Date Modified	2023-03-29	Jacket Color	RED
Changes	12MM STRIPPED ENDS	Jacket Material	PU
Tolerance per mm	Length > 30mm: ± .04 mm	Insulator Colors	RED & BLACK
	Length < 30mm: ±.15 mm	Insulator Material	PVC
	Diameter: ± .03 mm	Scale: 1:1	Sheet: 2/3

This document contains proprietary information and may not be copied or shared without the consent of Voltaic Systems



1:1.2



Cell Cut Diagram

Cell	
Cell Efficiency	> %
Panel Reference	
Panel Revision	
Date Created	2021-01-18
Date Modified	2023-03-29
Approval	
Tolerance: ± 0.3 mm	Units: mm
Scale: 1:1.5	Sheet: 3/3

This document contains proprietary information and may not be copied or shared without the consent of Voltaic Systems